

VesselsValue

Press referencing guidelines

Updated 14th August 2019

1. Company name

“VesselsValue”

- All one word, no space in between
- Two capital Vs
- Vessels is plural, Value is singular
- Avoid: Vessels Value, VesselValues, VesselsValue.com

After VesselsValue has been referred to in full once, further mentions in the same article can be shortened to VV.

2. Company logo

The full company logo comprises a roundel and the company name next to it. This will be included in the bottom right hand corner of all graphs, charts, tables and other visuals. Please do not overlay other logos on top as this will obscure the VV logo.

3. Sources and disclaimers

Graphs, charts and tables will cite the source under the title. Infographics will cite the source in the bottom left hand corner along with a date. If a short disclaimer is required, this will also appear in the bottom left hand corner. Please do not obscure these.

Examples of all of the above can be found at the end of this document.

If you have any questions on these guidelines, please email Georgina Gavin at georginagavin@vesselsvalue.com.

5. Examples

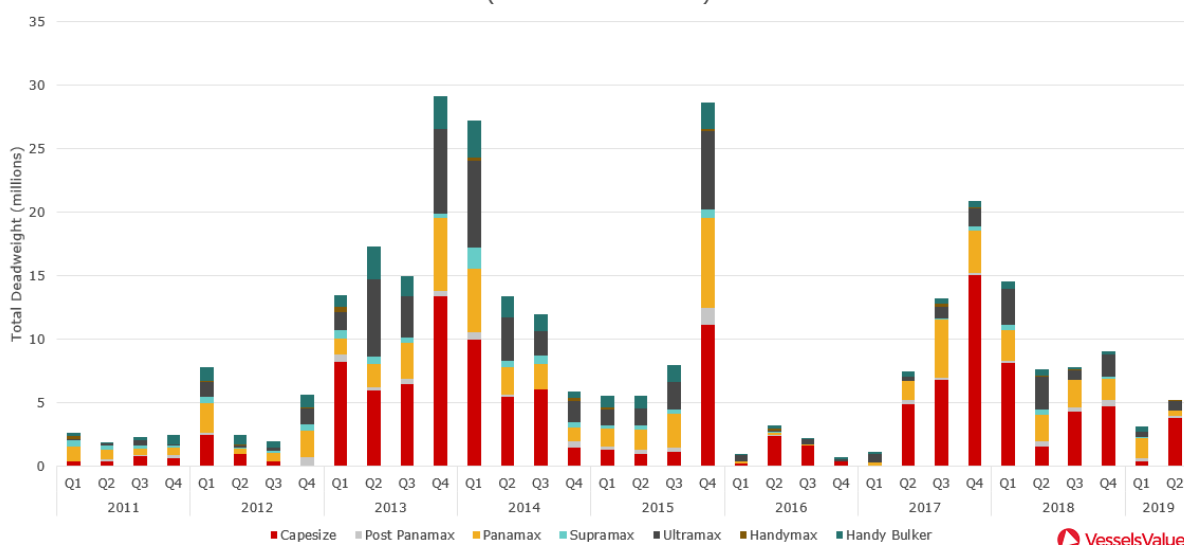
Biggest Norwegian spenders on second hand vessels since 1st May 2017 (source: VesselsValue)

Buyer	No. of Vessels	Total Spent USD M
Borr Drilling	15	2,142
Ocean Yield ASA	26	1,004
MPC Container Ships	65	610
Odfjell Drilling	1	505
KNOT Offshore Partners LP	4	505
Sole Shipping	18	244
Odfjell Management	6	226
Songa Bulk ASA	6	140
Golden Energy Offshore	4	114
Pareto	5	106



Quarterly Bulker Newbuild Orders by Vessel Type

Total Deadweight
(source: VesselsValue)



Norshipping 2019

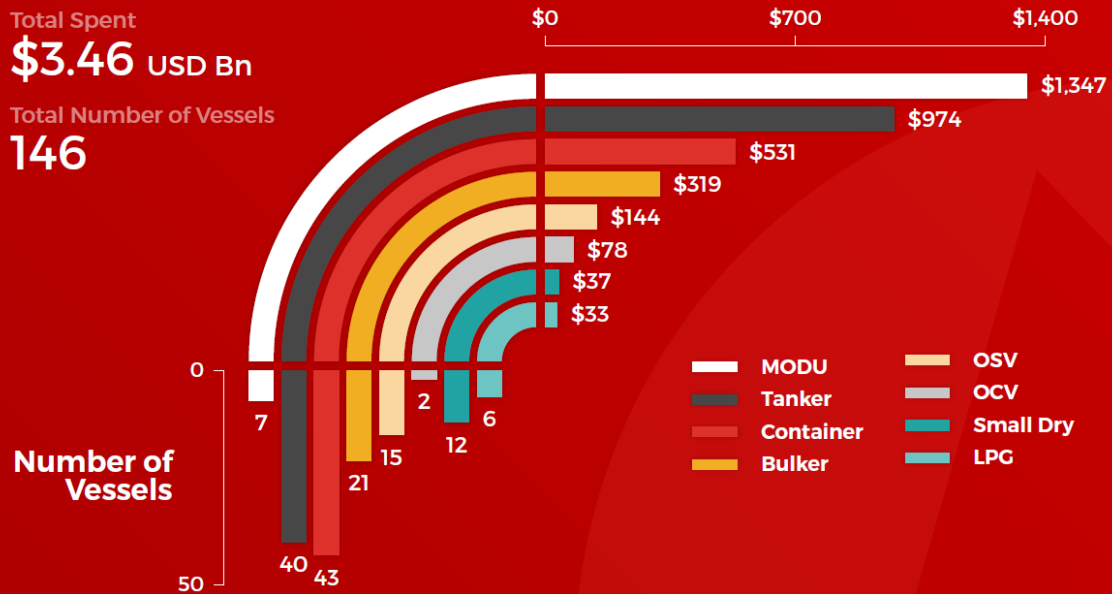
Second Hand Vessels Bought by Norwegian Owners

2017 to 2019

Total Spent
\$3.46 USD Bn


Total Number of Vessels
146

Total Spent Since 2017 USD M



Source: VesselsValue as of May 2019.

Disclaimer: Where sale price is undisclosed, the VV value the day of the sale is used.



VesselsValue